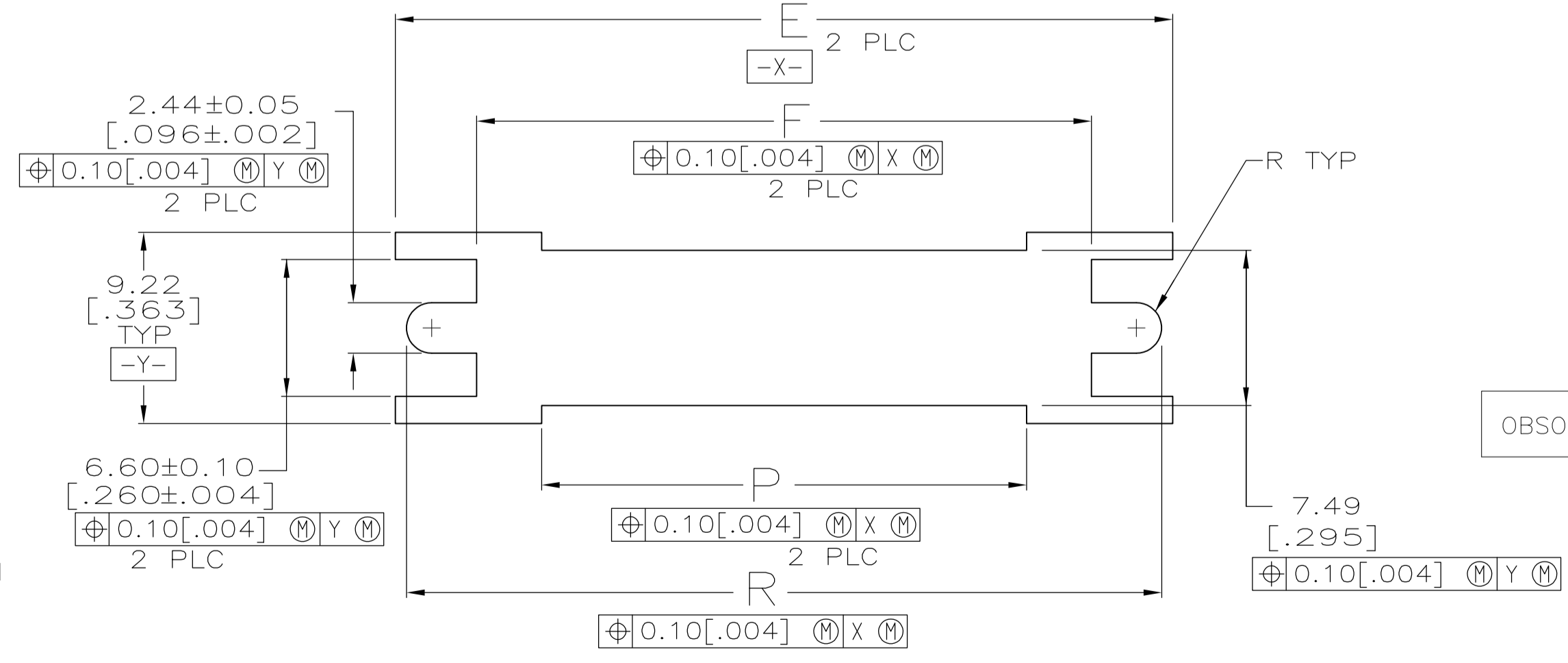
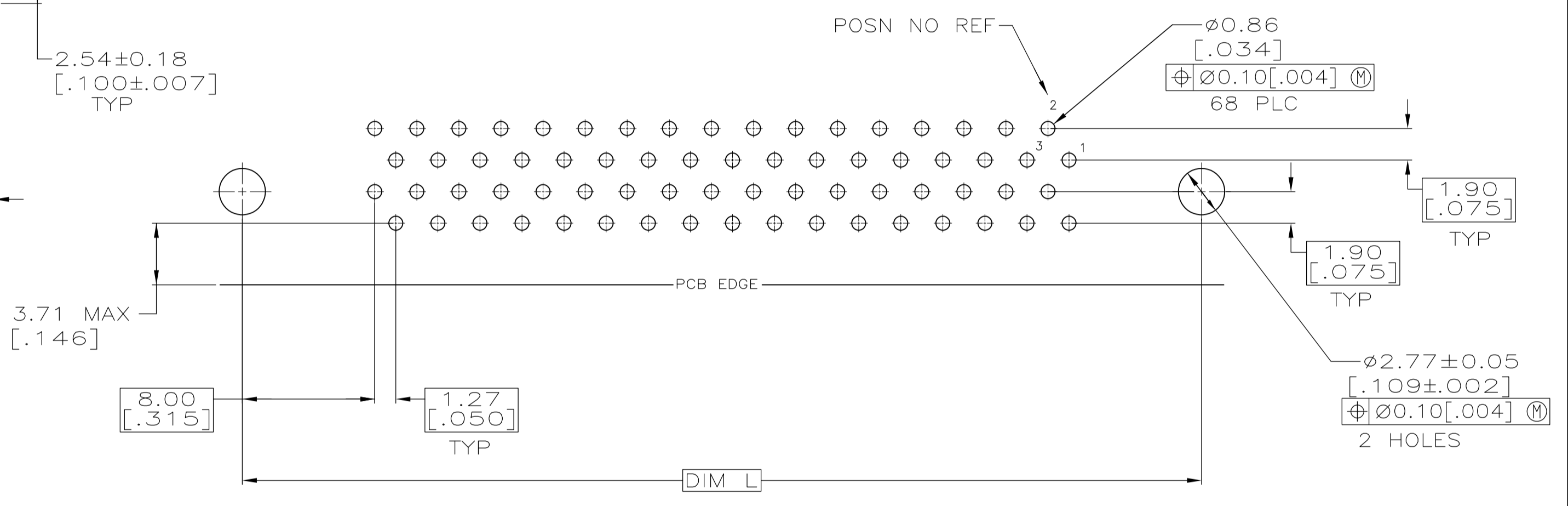
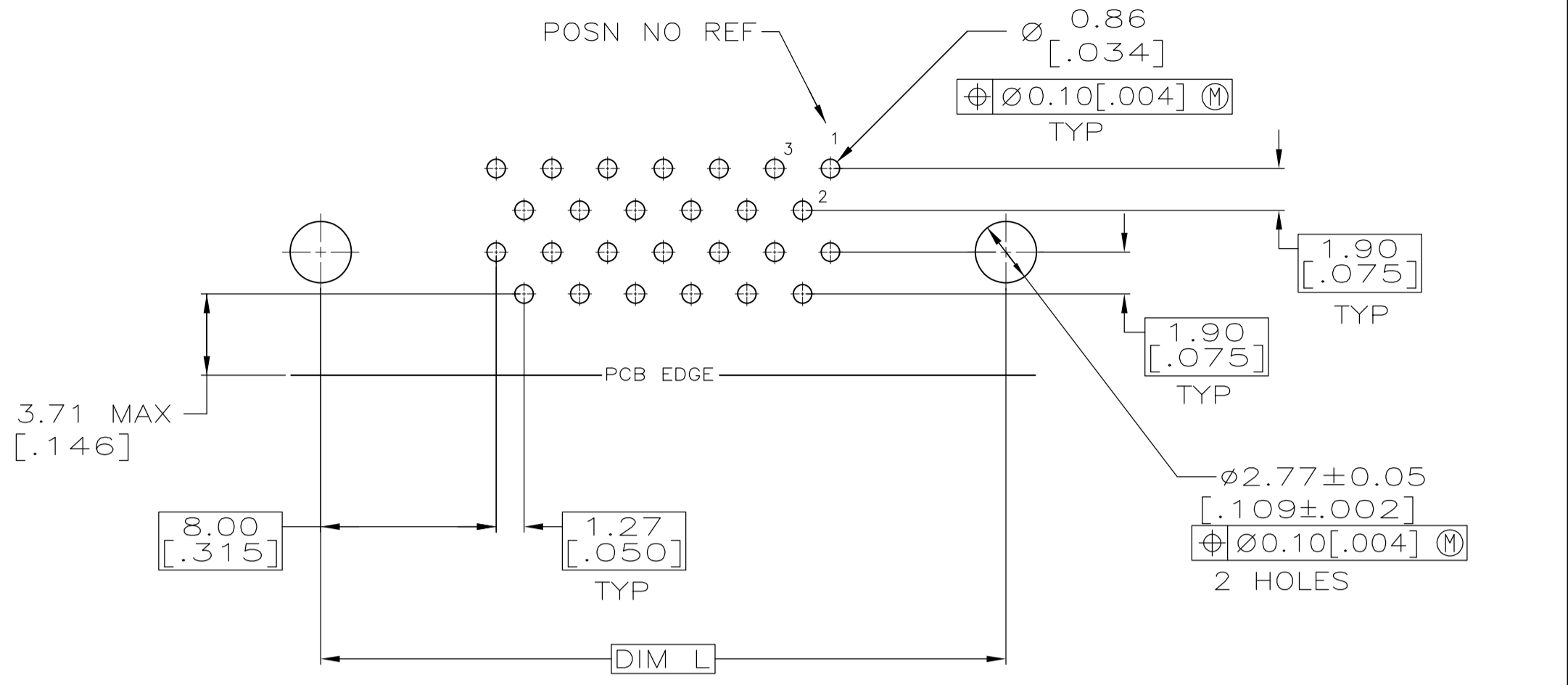
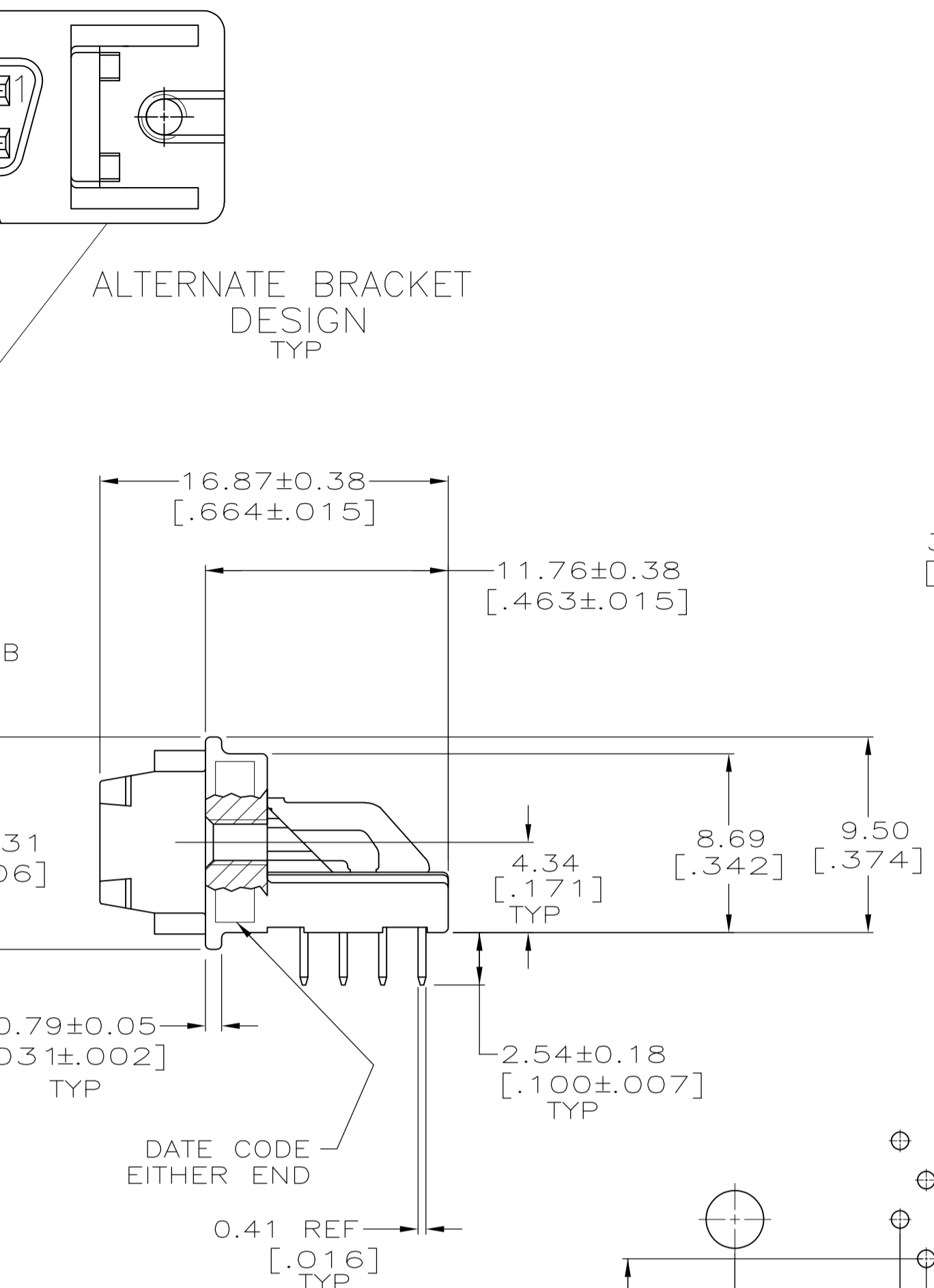
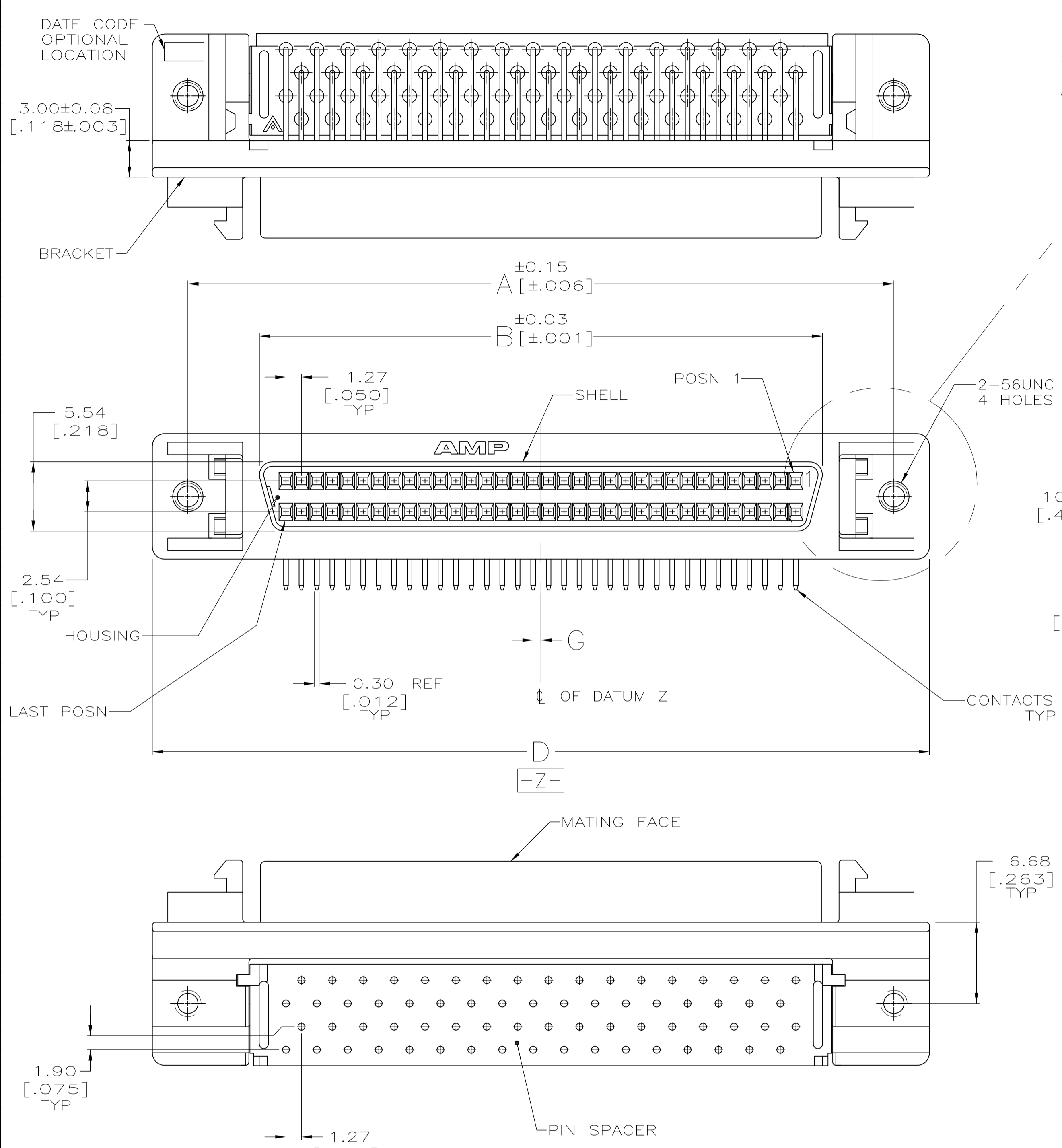


LOC		DIST		REVISIONS			
P	LTR	DATE	DMN	APVD			
B1	REVISED PER ECO-11-004835	11MAR11	RK	HMR			



CONTACTS: PHOSPHOR BRONZE
 HOUSING & PIN SPACER: UL 94V-0 RATED, THERMOPLASTIC, BLACK
 BRACKET: ZINC
 SHELL: CARBON STEEL

CONTACTS: EITHER 0.76µm [.000030] MIN GOLD PLATE FOR A LENGTH OF 0.64 [.025] MAX, 0.13 [.005] MIN FROM MATING END OR GOLD FLASH OVER PALLADIUM NICKEL PLATE, 0.76µm [.000030] MIN TOTAL FOR A LENGTH OF 0.64 [.025] MAX, 0.13 [.005] MIN FROM MATING END. 3.81µm [.000150] MIN TIN ON OPPOSITE END FOR A LENGTH OF 2.72 [.107] MIN, BOTH OVER 1.27µm [.000050] MIN NICKEL.
 SHELL: 5.08µm [.000200] MIN NICKEL OVER 1.27µm [.000050] MIN COPPER.
 BRACKET: 2.54µm [.000100] MIN NICKEL OVER 5.08µm [.000200] COPPER.

T	67.97 [2.676]	55.47 [2.184]	65.53 [2.580]	0.64 [.025]	61.85 [2.435]	69.60 [2.740]	71.50 [2.815]	53.75 [2.116]	65.53 [2.580]	80	5787190-8
T	60.35 [2.376]	47.85 [1.884]	57.91 [2.280]	0.64 [.025]	54.23 [2.135]	61.98 [2.440]	63.88 [2.515]	46.13 [1.816]	57.91 [2.280]	68	5787190-7
S	48.92 [1.926]	36.42 [1.434]	46.48 [1.830]	1.27 [.050]	42.80 [1.685]	50.55 [1.990]	52.45 [2.065]	34.70 [1.366]	46.48 [1.830]	50	5787190-5
S	33.68 [1.326]	21.18 [.834]	31.24 [1.230]	1.27 [.050]	27.56 [1.085]	35.31 [1.390]	37.21 [1.465]	19.46 [.766]	31.24 [1.230]	26	5787190-2
T	29.87 [1.176]	17.37 [.684]	27.43 [1.080]	0.64 [.025]	23.75 [.935]	31.50 [1.240]	33.40 [1.315]	15.65 [.616]	27.43 [1.080]	20	5787190-1
PC BOARD PATTERN	R	P	L	G	F	E	D	B	A	NO OF POSN	PART NUMBER

THIS DRAWING IS A CONTROLLED DOCUMENT.

DIMENSIONS: mm [INCHES]	TOLERANCES UNLESS OTHERWISE SPECIFIED:	DIN G. ATTADIA - 02-14-05	02-14-05
0 PLC ± -	1 PLC ± -	2 PLC ± 0.13 [.005]	3 PLC ± -
4 PLC ± -	ANGLES ± -	APVD S. SHUEY	13DEC05
MATERIAL	FINISH	APVD M. WALMSLEY	02-14-05
		NAME	
		PRODUCT SPEC	108-1228
		APPLICATION SPEC	114-40029
		WEIGHT	
		SIZE	A1
		CAGE CODE	00779
		DRAWING NO	5787190
		RESTRICTED TO	
		CUSTOMER DRAWING	

SCALE 4:1 SHEET 1 OF 1 REV B1